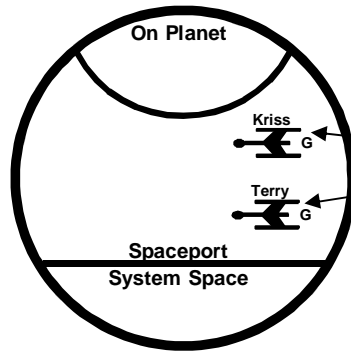


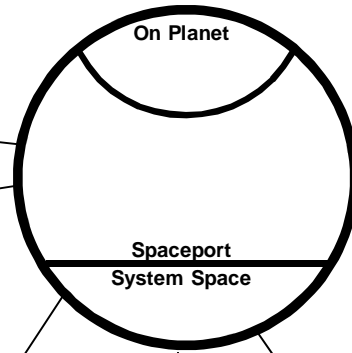
Gamma Leporis

4 A x 2 A x 11
 C x 2 C x 17
 J x 1



Beta Hydri

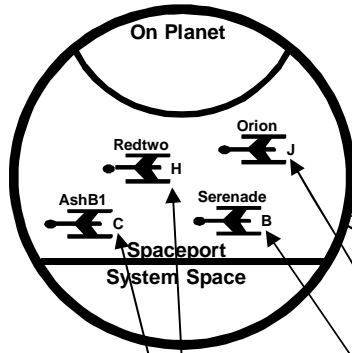
12 9 H x 1
 20 J x 1
 7 14



Epsilon Eridani

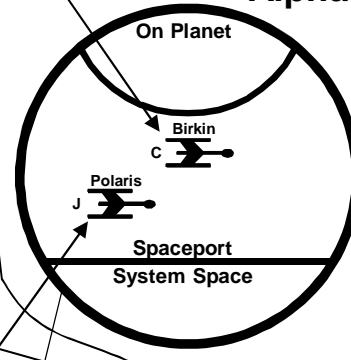
7 11
 12 20
 5 12

 B x 1 D x 1 J x 1



Alpha Centauri

14 13
 13 20
 16
 B x 3
 B x 1 H x 1 J x 1



Star Trader

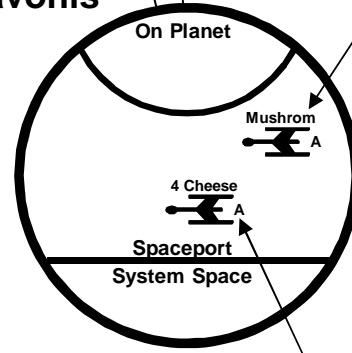
Voyager: Turn 10

Diagram shows Commodity prices, ship positions & movements and warehouse & factory holdings.

Commodities	A - M = Corporations
Alloys	= Factory
Isotopes	= Warehouse
Liquor	= Ship + name & Corp
Monopoles	= Safe Berth
Petroleum	= Explosion
Spice	

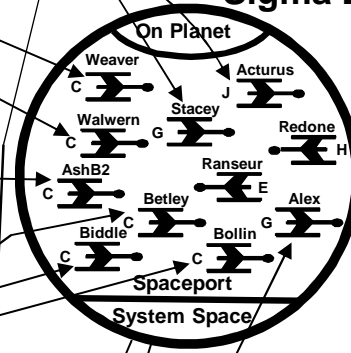
Delta Pavonis

11 10
 3 12
 H x 12
 A x 3 C x 1 H x 2 J x 1



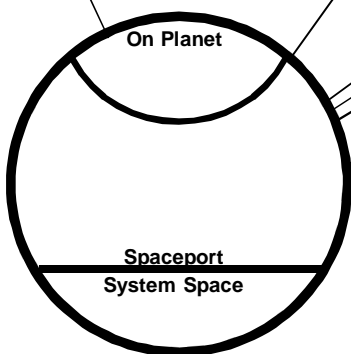
Sigma Draconis

6 8
 18
 5 20
 A x 1 H x 3
 A x 1 C x 4 E x 1 H x 1 J x 1
 E x 8 J x 2



Tau Ceti

15 4
 6
 B x 1 F x 3
 G x 2 H x 4
 H x 1 J x 1



Mu Herculis

19 12
 17 17
 4
 B x 1 B x 6
 E x 1 E x 5
 G x 1 H x 1 J x 2
 J x 1

