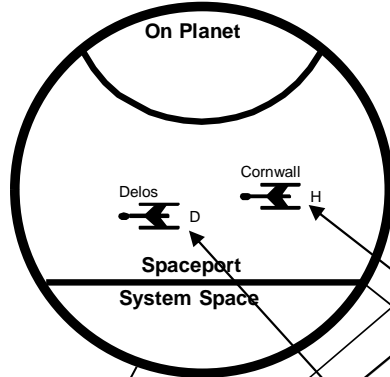


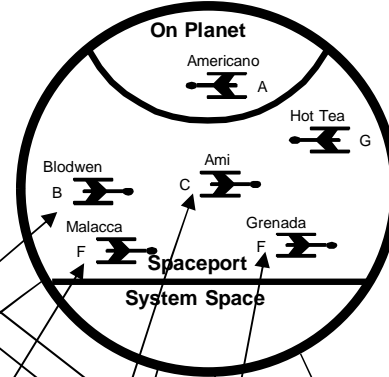
Gamma Leporis

2 2 1
 1 1 1
 A x 1 A x 5 B x 1 B x 2 D x 1 H x 2
 H x 6



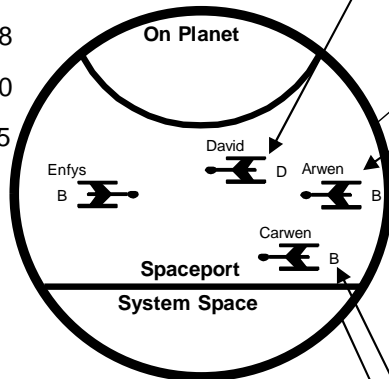
Beta Hydri

10 13 1
 12 16 19 C x 1 D x 1



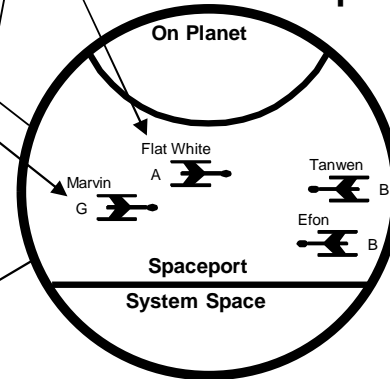
Epsilon Eridani

11 8 20 20
 10 15 C x 1 D x 1 G x 1



Alpha Centauri

11 8 11 20
 18 A x 1 B x 1 C x 1 D x 1 E x 1 A x 1

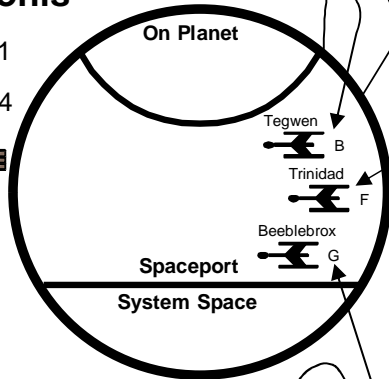


Star Trader

Way Station: Turn 7

Delta Pavonis

10 11 8 14
 8 14 D x 1 F x 1 G x 1 F x 5



Sigma Draconis

3 6 13 17
 9 C x 1 D x 1 E x 2 F x 1 G x 1 E x 10 F x 3

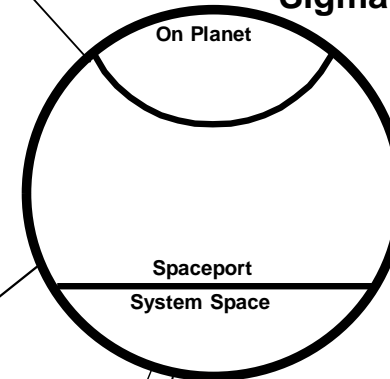
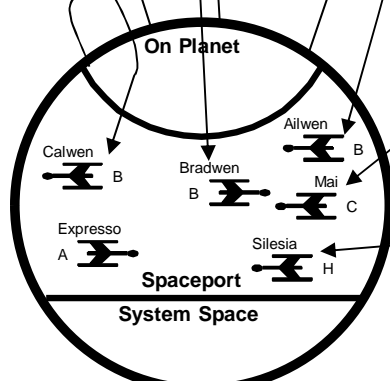


Diagram shows Commodity prices, ship positions & movements and warehouse & factory holdings.

Commodities		A - M = Corporations	
	Alloys		Factory
	Isotopes		Warehouse
	Liquor		Ship + name & Corp
	Monopoles		Safe Berth
	Petroleum		Explosion

Tau Ceti

7 5 13 5
 C x 1 C x 6 D x 1 H x 2 E x 1 H x 1



Mu Herculis

15 14 18 15 13
 A x 1 B x 1 C x 1 DX 2 Ex 1 H x 1 A x 2 F x 7

