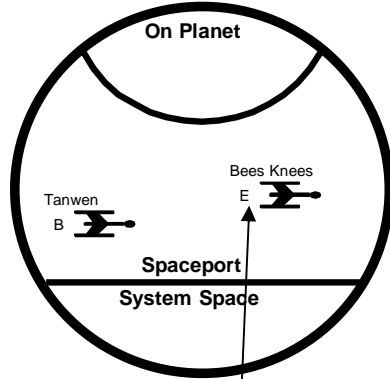


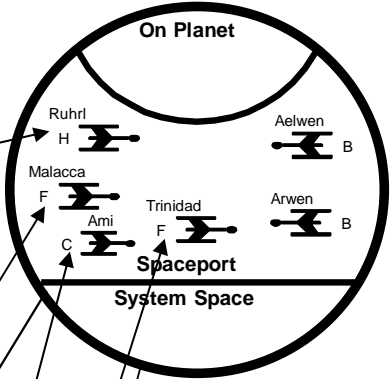
Gamma Leporis

1 A x 1 A x 5
 B x 2 B x 3
 D x 1 H x 6
 H x 2



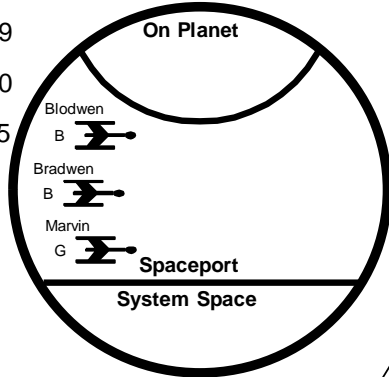
Beta Hydri

12 8 C x 1
 18 19 D x 1
 10 19 F x 1



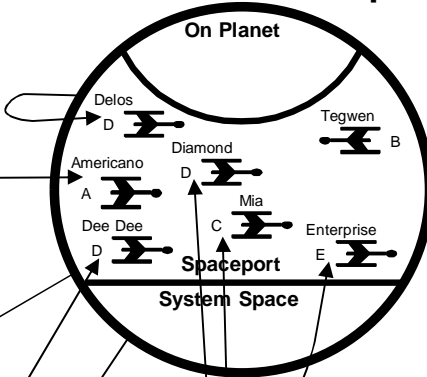
Epsilon Eridani

8 9
 20 20
 11 15
 C x 1
 D x 1
 G x 1



Alpha Centauri

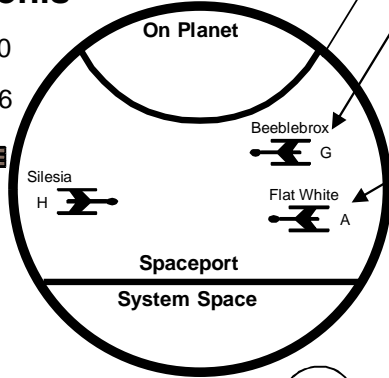
12 9
 17 19
 17
 B x 1
 C x 1
 D x 1
 E x 1
 F x 1



Star Trader
Way Station:
Turn 11

Delta Pavonis

12 10
 5 16
 D x 1 F x 5
 F x 1
 G x 1



Sigma Draconis

2 5
 20
 13 8
 C x 1 E x 15
 D x 1
 E x 2
 F x 1
 G x 1 F x 3

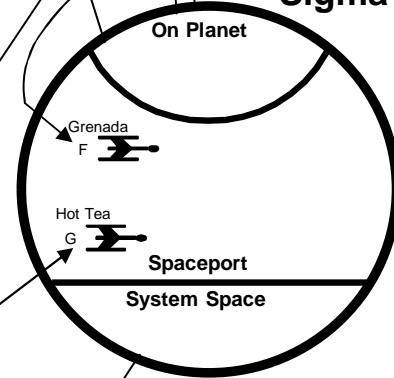
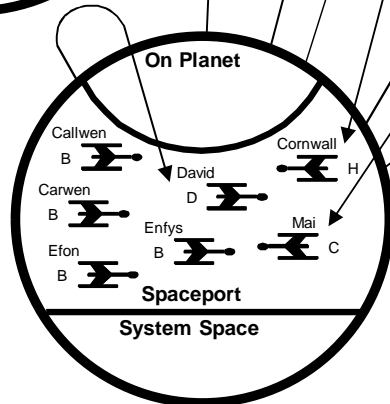


Diagram shows Commodity prices, ship positions & movements and warehouse & factory holdings.

Commodities		A - M = Corporations	
	Alloys		= Factory
	Isotopes		= Warehouse
	Liquor		= Ship + name & Corp
	Monopoles		= Safe Berth
	Petroleum		= Explosion
	Spice		

Tau Ceti

10 8 C x 1 C x 6
 10 8 D x 1 H x 2
 E x 1
 H x 1



Mu Herculis

15 7 B x 1
 13 14 C x 1
 7 14 D x 2
 E x 2
 H x 1 F x 7

